

**NORTH SHORE MOSQUITO ABATEMENT DISTRICT
Weekly Report**

Surveillance Results For: 07/30/2017 - 08/05/2017
Week Number: 31

Date of Report: 08/09/2017

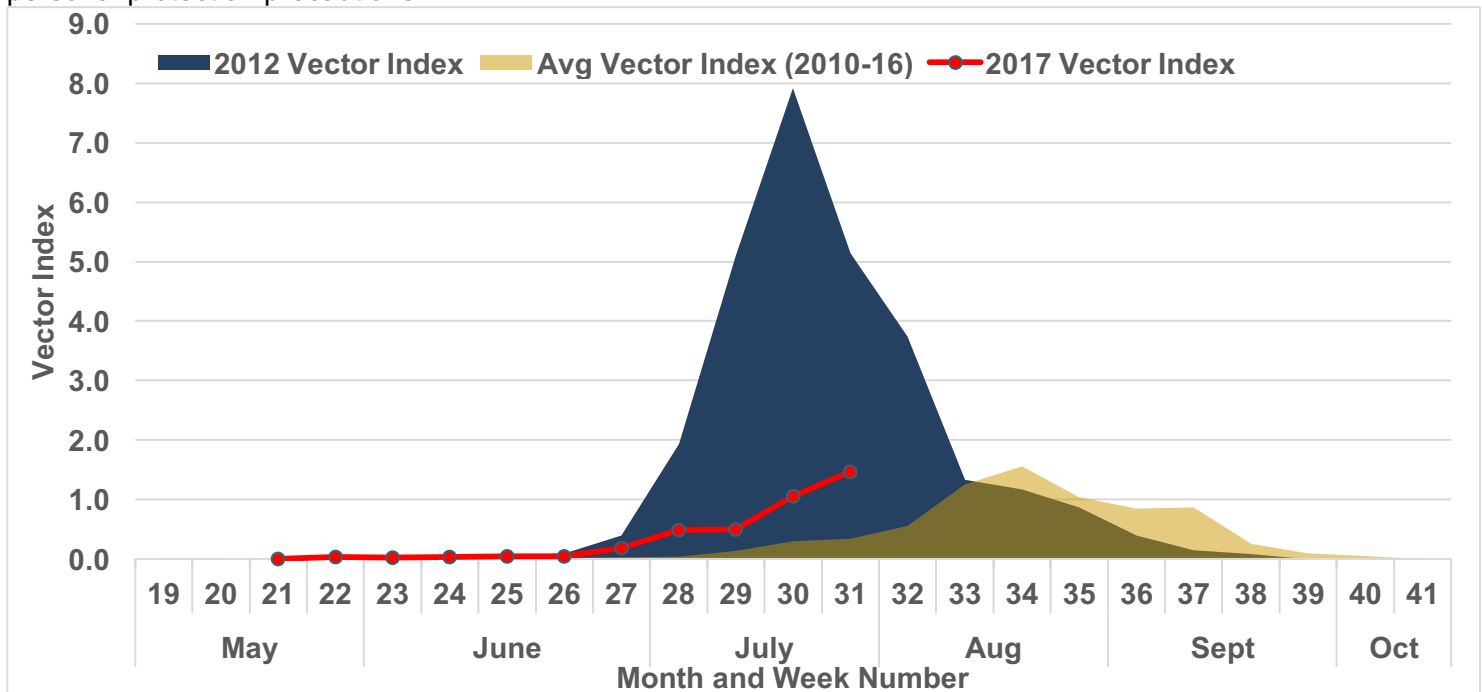
West Nile Virus Surveillance

WNV Risk Level: As of week 31, WNV infected mosquitoes have been found throughout the district and the WNV risk level is moderate and increasing. Though risk levels are below levels associated with the 2012 outbreak, they are well above average for this time of year. Residents should be advised to take precautions to avoid mosquito bites.

Municipality	Batches Tested This Week		Batches Tested Season Total	
	# WNV+	# Tested	# WNV+	# Tested
Evanston	19	31	65	244
Glencoe	1	3	1	30
Glenview/Golf	6	11	13	67
Kenilworth	6	11	13	59
Lincolnwood	7	8	17	87
Morton Grove	2	3	20	55
Niles	0	0	4	26
Northbrook	2	4	8	31
Northfield	5	9	10	38
Skokie	22	27	69	174
Wilmette	3	4	6	27
Winnetka	1	4	3	34
Total	74	115	229	872

WNV Vector Abundance and Infection Rate: *Culex pipiens* abundance increased from week 30 (52/trap night) to week 31 (72/trap night) which is approximately average for this time of year. The WNV infection rate was 20.2 infected mosquitoes/1000 tested during week 31 which is unchanged from the previous week and remains well above average for this time of year.

Vector Index: The Vector Index during week 31 was 1.5, which is below levels associated with the 2012 WNV outbreak but is above average for this time of year and warrants additional mosquito control activities and personal protection precautions.

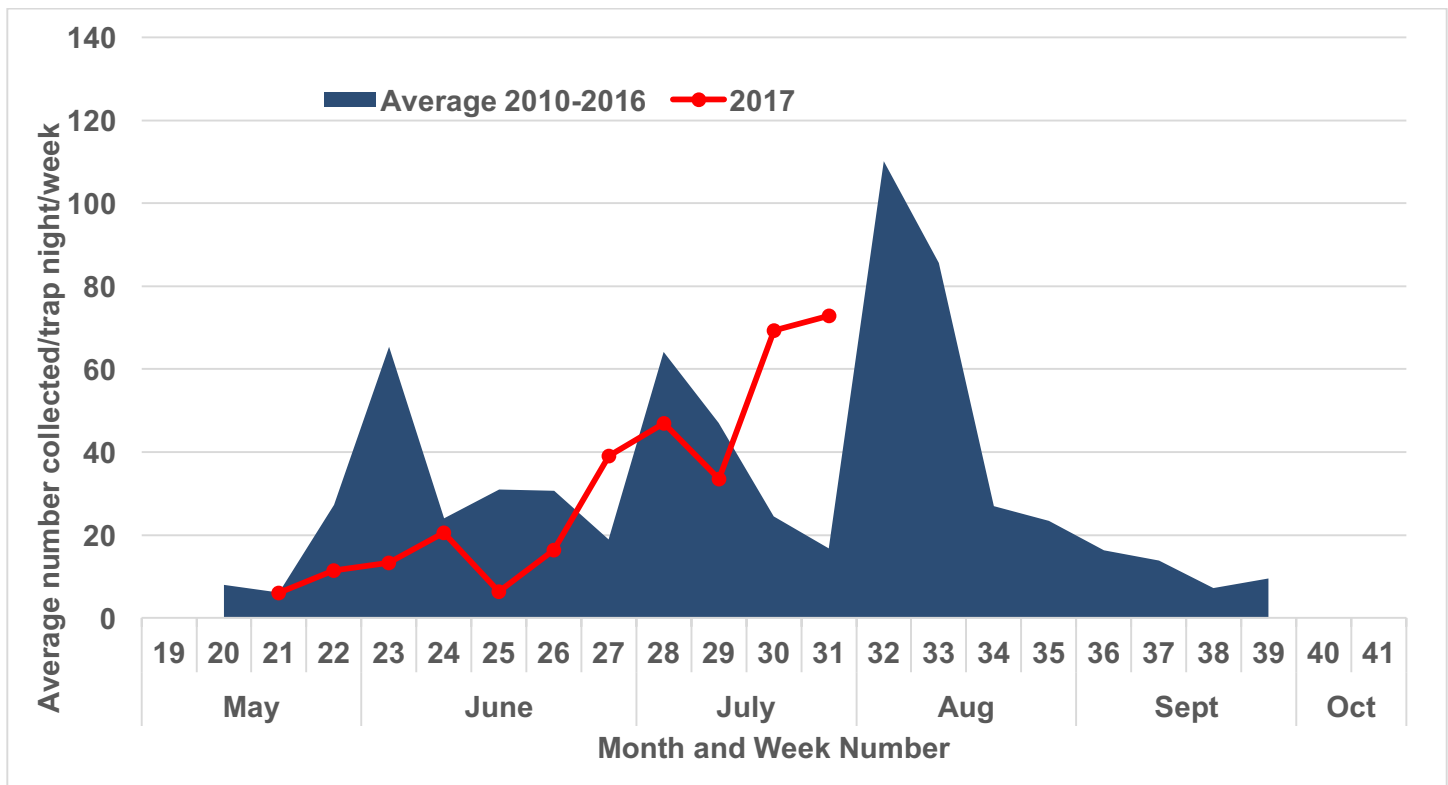


Vector Index during most recent outbreak year (2012), average of non-outbreak years 2010-2016 and current year 2017. Vector Index = estimate of the number of WNV-infected *Culex pipiens* collected per trap, per day.

Nuisance Mosquito Surveillance

Surveillance Data: Nuisance mosquito abundance was 73/trap night during week 31 which is relatively unchanged from the 69/trap night during the previous week. This is above average and reflects the higher abundance of floodwater mosquitoes that resulted from the heavy rains during weeks 28-29. Nuisance mosquito abundance should decline over the next 7-10 days.

New Jersey Light Trap Collections



Aedes albopictus Information

During week 31, no additional *Ae. albopictus* were found. We continue to deploy BG Sentinel Traps in the neighborhood where this species was found earlier this season and in other nearby sites in order to determine the extent of the population.

Human Surveillance

As of August 9, 2017, the [Illinois Department of Public Health](#), is reporting two human cases, one in Will County and one in Kankakee County. As of this report, there have been no cases of WNV in District this year.

Larval Control and Source Reduction

Let us know if/when there is any scheduled/emergency catch basin cleaning within your community.

The second round of larvicide treatments of public and off-road catch basins and permanent water sites was completed during week 31 and we have begun a third round. While we are getting excellent control of *Culex* mosquitoes in these sources, we are continuing to see *Culex* abundance increasing. We request that residents be reminded that **anything that can hold water will breed mosquitoes.**

Adult Mosquito Control Operations

During week 31, adult mosquito control operations were conducted in portions of Glenview, Golf, Morton Grove, Niles, Northbrook, Northfield, Skokie, Wilmette and Winnetka. Please see our [website](#) for the most current information about adult control operations.

Public Information

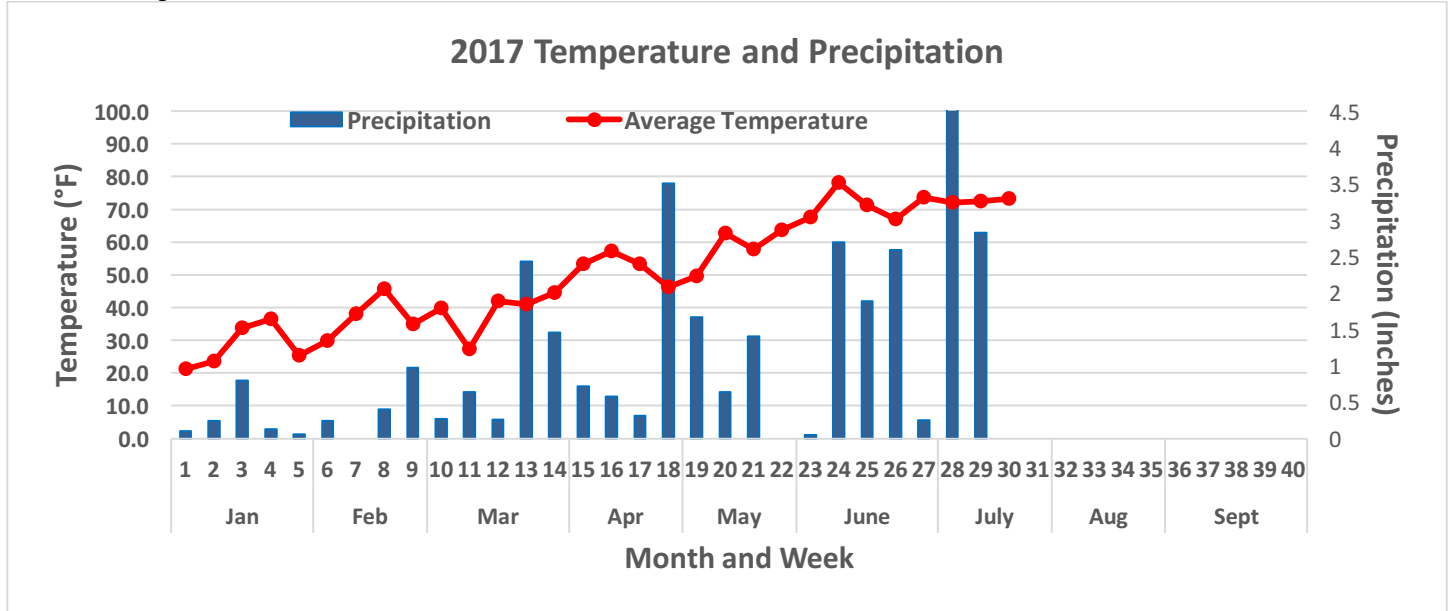
Inspect your property for items that may contain water and drain or discard them. If it can hold water, it can breed mosquitoes.

The NSMAD spent a few hours talking with and answering attendees' questions at Skokie's National Night Out event at Oakton Park on 8/1.

Contact us if you would like the NSMAD public information booth to appear at an event or if a presentation regarding mosquitoes and public health would be helpful to your community.

Weather Monitoring

There was no appreciable rainfall during weeks 30 and 31. This resulted in floodwater sites drying out, which will reduce the number of new mosquitoes being produced from these sites and a gradual reduction in the abundance of nuisance mosquitoes over the next 7-10 days. Average temperatures remained at moderate levels during week 31.



Source: NOAA Station: Chicago Botanical Garden, IL US GHCND:USC00111497

Dave Zazra
Communications Manager
dzazra@nsmad.com